

Wi-Fi 6 Dual Band Indoor Ceiling Access Point

WI-AP218AX(V2) | WI-AP218AX-Lite(V2)
WI-AP219AX(V2) | WI-AP219AX-Lite(V2)



Overview

Wi-Tek Wi-Fi 6 dual-band ceiling AP is designed for high-density scenarios such as office, hotels, stadiums and supermarkets. Complying with 802.11ax MU-MIMO and OFDMA, it can ensure multiple devices access the Internet at the same time and enable improved data transmission efficiency, allowing users to smoothly enjoy applications such as video conference, and large file downloads. Equipped with enterprise-level chipsets, 1024-QAM, advanced RF functions, load balance and automatic channel and power adjustment, which makes it capable of providing outstanding performance in high-density environments. In addition, the AP also supports cloud management functions. Users can quickly complete network-wide equipment configuration, remote management, and operation and maintenance, greatly reducing equipment costs, labor costs and time costs for wireless network construction.

Features

Ultra-Fast Speed

Adopting 802.11ax Wi-Fi standard, Wi-Fi 6 wireless AP provides combined wireless speed of up to 1775Mbps (for WI-AP218AX, WI-AP218AX-Lite), 3000Mbps (for WI-AP219AX-Lite), 5400Mbps (for WI-AP219AX), which brings smooth internet experience to the users.

2.5G Ethernet Port (For WI-AP219AX(V2))

With 2.5G Ethernet port, it enables to boost overall throughput and enhance network performance and efficiency.

802.3af/at PoE Input

Adopting 802.3af/at PoE Input can enable Ethernet port to carry data and power simultaneously via one cable, making deployment easy and flexible.

Automatic Channel and Power Adjustment

Through channel adjustment, the optimal channel is allocated to each AP to minimize or avoid the interference of adjacent channels and the same channel, which ensures the reliable data transmission in the network.

Excellent Wi-Fi Speed and Stable performance with MU-MIMO and OFDMA

Coming with MU-MIMO and OFDMA technology, Wi-Fi 6 wireless AP ensures multiple terminals online at the same time and enables more efficient channel use and reduced latency even in the congested environment such as office, supermarket and hotel.

Ensures a smooth and lag-free network with Fast Roaming

With fast roaming technology, it ensures users can always stay connected and enjoy smooth network experience when moving around by switching clients automatically to the access points with the best signal.

Enables higher capacity with 1024-QAM

With 1024-QAM modulation, there are more bits per symbol—10 bits per symbol versus 8 bits in 256-QAM, improving speeds by 25% compared to 802.11ac 256-QAM, which meets ever-increasing network traffic demands from high-demand applications.

Multi-SSIDs

Supporting QVLAN binding multi-SSIDs, Wi-Fi 6 wireless AP can bind different SSIDs to different TAG VLANs and set different SSIDs for different departments of the enterprise, which realizes the isolation between SSIDs, and flexibly controls the access rights of wireless networks.

Cloud Management

Wi-Tek Cloud's quick installation and configuration provide reliable performance, visual management, which is easy to operate and maintain and remote access.

Specifications



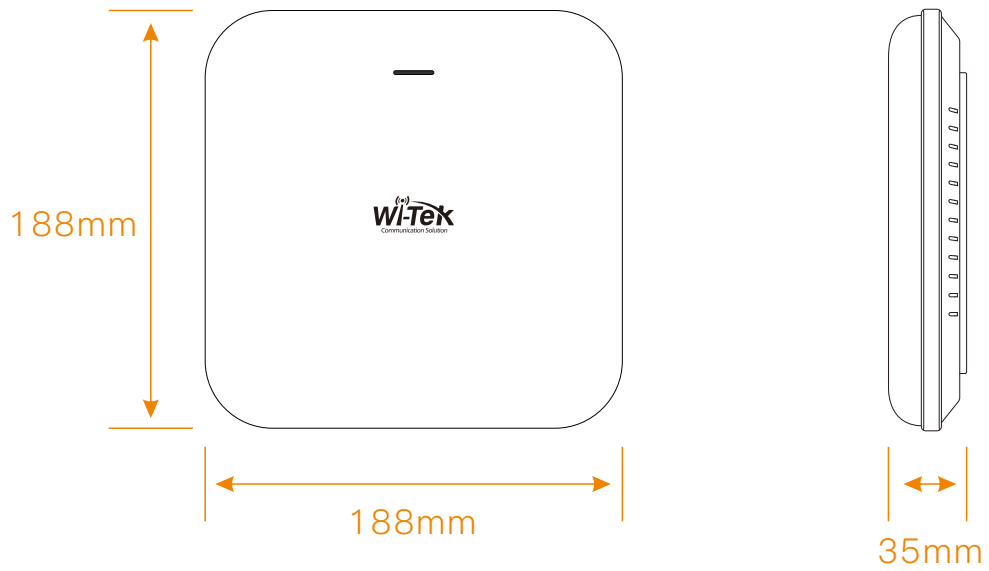
Model	WI-AP218AX-Lite	WI-AP219AX-Lite	WI-AP218AX	WI-AP219AX
Hardware Version	V2			
Hardware Features				
Memory	256MB RAM 16MB Flash	256MB RAM 16MB Flash	512MB RAM 128MB Flash	512MB RAM 128MB Flash
Interface	2*10/100/1000Mbps Base-T Ethernet Ports (WAN port supports 802.3af PoE Input)	2*10/100/1000Mbps Base-T Ethernet Ports (WAN port supports 802.3af PoE Input)	2*10/100/1000Mbps Base-T Ethernet Ports (WAN port supports 802.3at PoE Input)	1*10/100/1000/2500Mbps Base-T Ethernet Ports 1*10/100/1000Mbps Base-T Ethernet Ports (WAN port supports 8 02.3at PoE Input)
Button	1*Reset Button			
Power Supply	802.3af PoE Input or DC 12V/1.5A	802.3af PoE Input or DC 12V/1.5A	802.3at PoE Input or DC 12V/2A	802.3at PoE Input or DC 12V/2A
Power Consumption (Max)	15W	16W	16W	22W
Wireless Features				
Standards	IEEE 802.11a/b/g/n/ac/ax			
Max/Recommended Clients	150/80	150/80	250/80	500/112
Data Rates	2.4GHz: up to 574Mbps 5GHz: up to 1201Mbps	2.4GHz: up to 574Mbps 5GHz: up to 2402Mbps	2.4GHz: up to 574Mbps 5GHz: up to 1201Mbps	2.4GHz: up to 574Mbps 5GHz: up to 4800Mbps
MIMO	2.4GHz: 2x2 5GHz: 2x2	2.4GHz: 2x2 5GHz: 2x2	2.4GHz: 2x2 5GHz: 2x2	2.4GHz: 2x2 5GHz: 4x4
Antenna	2.4GHz: 4.6dBi 5GHz: 4dBi	2.4GHz: 4.6dBi 5GHz: 4dBi	2.4GHz: 3dBi 5GHz: 3dBi	2.4GHz: 4dBi 5GHz: 4dBi
Frequency	2.4GHz: 2.4GHz ~ 2.484GHz 5GHz: 5.150GHz~5.850GHz			
Channel Width	2.4GHz: 20/40MHz 5GHz: 20/40/80MHz	2.4GHz: 20/40MHz 5GHz: 20/40/80/160MHz	2.4GHz: 20/40MHz 5GHz: 20/40/80MHz	2.4GHz: 20/40MHz 5GHz: 20/40/80/160MHz
Max. TX power	22dBm	23dBm	23dBm	22dBm

Model	WI-AP218AX-Lite	WI-AP219AX-Lite	WI-AP218AX	WI-AP219AX
Software Features				
Wireless Mode	Fit AP/Wireless Router (Default: Fit AP mode)		Fit AP/Repeater/Wireless Router/WISP Mode (Default: Fit AP mode)	
Network	LAN: Static IP, Dynamic IP WAN: Static IP, Dynamic IP, PPPoE Client			
Wireless	Wireless Disable or Enable Modify SSID SSID Hiding			
Wireless Security	WPA-TKIP , WPA2-AES, WPA1/WPA2-Mixed, WPA-Enterprise, WPA2-Enterprise, WPA2/WPA3-Mixed			
VLAN	Supports IEEE 802.1Q VLAN Supports SSID-to-VLAN mapping			
Wi-Fi Schedule	Yes			
RF Parameter	Adjustable Country Auto Channel Width Selection Automatic Frequency Selection Adjustable Transmission Power Max Associated STA (default: 128) Weak Signal Rejection Threshold (default: -95dBm) User Isolation (default: disabled) Supports Wi-Fi Multimedia (WMM)			
Advanced	Multiple SSID (Up to 8 per radio) Ping Watchdog Scheduled Reboot DHCP Server NTP Server Diagnosis: PING, TRACERT			
Status Monitoring	Base Info: LAN/WAN Info, Wireless Info, System Info Radio Status Real Time Flow Chart Wireless Terminal Station SSID List DHCP Client ARP Table Routing Table			

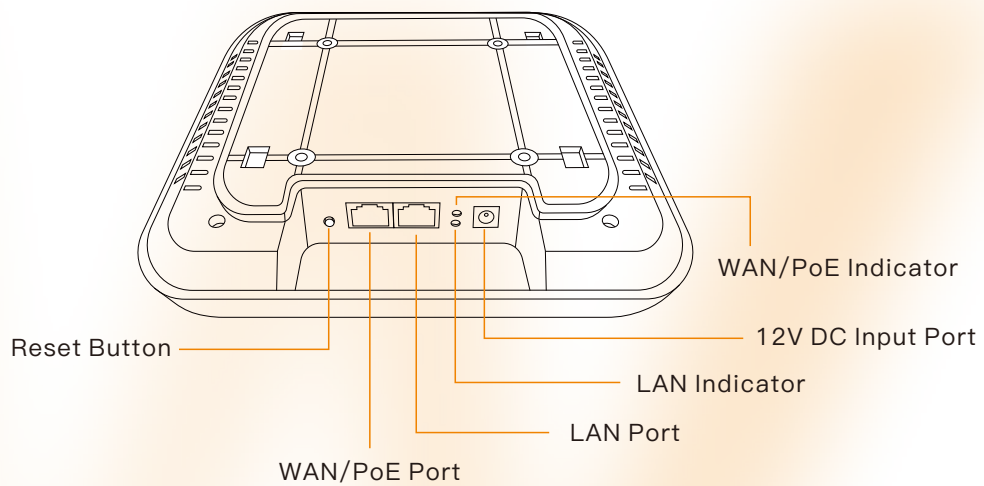
Model	WI-AP218AX-Lite	WI-AP219AX-Lite	WI-AP218AX	WI-AP219AX
Management	Quickly scan devices by discovery tools Web-based management by locally Support remote management by cloud platforms and applications Support AC management			
Environment	Operating Temperature: -20°C~55°C(-4°F~131°F) Storage Temperature: -40°C~70°C(-40°F~158°F) Operating Humidity: 5%-95% (non-condensing) Storage Humidity: 5%-95% (non-condensing)			
Others				
Certification	CE, FCC, RoHS, UKCA, RCM			
Product Dimensions (L x W x H)	186*186*35mm	186*186*35mm	206*206*41mm	206*206*41mm
Package Dimensions (L x W x H)	243*235*76mm		260*249*76mm	
Product Weight	0.55kg		0.85kg	
Package Weight	0.8kg		1.2kg	

WI-AP218AX-Lite | WI-AP219AX-Lite

Dimensions (mm)



Back Panel

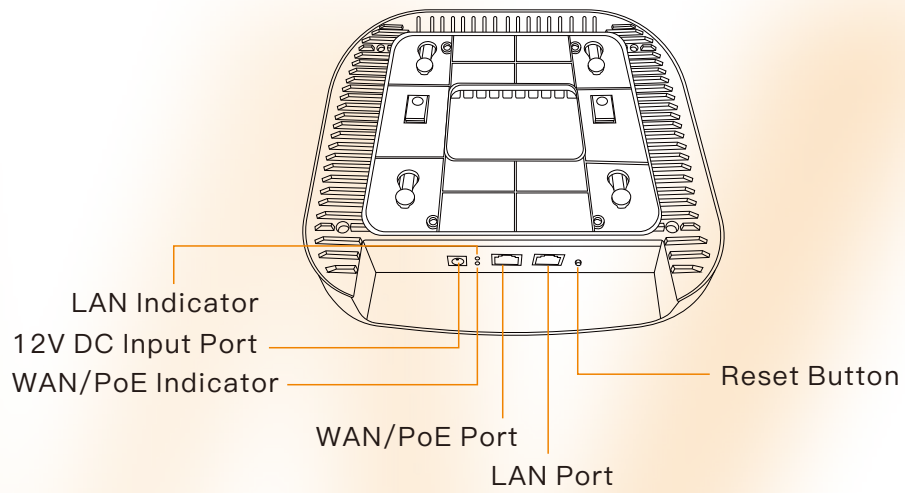


WI-AP218AX | WI-AP219AX

Dimensions (mm)



Back Panel



Package Contents

Welcome to order our products. After purchasing, you will receive:

Items	Quantity
AP	1 pcs
Plastic Anchor	4 pcs
Self-Tapping Screws	4 pcs
Ethernet Cable	1 pcs
Quick Installation Guide	1 pcs



Wireless-Tek Technology Limited

Address: Building 3, Units 1801-1807, 1812, Huaqiang Era Plaza, Tangwei Community, Fuhai Street, Bao'an District, Shenzhen City, Guangdong Province, China.

Website: www.wireless-tek.com

Tel: 86-0755-32811290

Email: sales@wireless-tek.com

Technical Support: tech@wireless-tek.com



Technical Support



Cloud Management



Company Website