

Datasheet

Cloud L2 Managed PoE Switch

WI-PCMS310GF | WI-PCMS328GF



Overview

Wi-Tek Cloud L2 Managed PoE Switch provide 8/24 Gigabit Ethernet RJ45 ports and 2 Gigabit SFP uplink ports. The WI-PCMS328GF is equipped with 2 Gigabit Combo ports. All RJ45 ports comply with 802.3af/at PoE (PoE+) standard and output up to 30W PoE power per port.

Wi-Tek Cloud Switch provides a more efficient, simple, secure and easy-to-use remote management method, and supports intelligent deployment, automatic configuration of networking, abnormal alarms and other functions. It supports flexible 802.1Q VLAN, port aggregation, QoS, bandwidth control and other features, making it easy to manage and maintain.

Wi-Tek Cloud Switch is a high-performance and reliable network solution with abundant management features, making it the perfect choice for small and medium businesses.

Features

The abundant Layer 2 management features ensure network reliability

Support STP/ RSTP/ MSTP Layer 2 protection technology to ensure the stability of the local area network, and include a backup connection to prevent when a working line fails, automatically provide a backup path to ensure that the local network is online for a long time, and network administrators can also effectively suppress broadcast storms through IGMP Snooping technology.

Rich PoE protection functions to ensure the safety of powered devices

- **Short-circuit protection:**

When the line is short-circuited, the switch automatically detects that the current on the line exceeds the standard, automatically stops power supply to the powered equipment.

- **Overload protection:**

When the switch detects that the output power of the powered device exceeds the maximum power available, it will automatically stop supplying power to the powered device.

- **Over-voltage protection:**

The switch has an over-voltage protection circuit on each port. When the instantaneous voltage is too large, the output voltage of the port is clamped at 48V, thus protecting the safety of the PoE switch.

Cloud Platform Remote Management

Not only supports web interface and CLI management but also supports Wi-Tek Cloud platform remote management. Users can view the network status, modify the configuration, and troubleshoot at home.

Specifications



Model	WI-PCMS310GF	WI-PCMS328GF
Hardware Specifications		
Interfaces		
Downlink Ports	8 * 10/100/1000Mbps RJ45 Ports	24 * 10/100/1000Mbps RJ45 Ports
Uplink Ports	2 * 1000 SFP Slots	2 * 1000 Combo SFP ports 2 * 1000 SFP Slots
Management port	1 * Console Port	1 * Console Port
PoE		
PoE Port	Port 1-8	Port 1-24
PoE Standard	802.3af/at	
PoE Power Supply Type	End-span	
PoE Pin Assignment	1/2(+), 3/6(-)	
PoE Power	30W Max. for each port, 140W Max. for PoE power budget	30W Max. for each port, 370W Max. for PoE power budget
Performance		
Memory and Flash	128MB DDR3, 16MB Flash	
Switch Property		
Standards and Protocols	IEEE 802.3i: 10BASE-T Ethernet IEEE 802.3u: 100BASE-X Fast Ethernet IEEE 802.3ab: 1000BASE-T Gigabit Ethernet IEEE 802.3z: 1000BASE-X Gigabit Ethernet(Optical fiber)	
Forwarding Mode	Store and Forward	
Switching Capacity	20 Gbps	56 Gbps
Packet Forwarding Rate	14.88 Mpps	41.66 Mpps
MAC Address Table	8 k	
Packet Buffer Memory	4.1 Mbit	
Jumbo Frame	10 kB	
Power Supply		
Input Power	100-240 V AC~50/60 Hz	
Power Consumption	Idle: 14.2 W 100% Traffic Rate with PoE: 156.6 W	Idle: 27W 100% Traffic Rate with PoE: 440.4W



Model		WI-PCMS310GF	WI-PCMS328GF
Physical Characteristics			
LED Indicators	PWR (Green):	Solid on: The device power on is normal Off: The device is power off or failed	
	SYS (Green):	Blinking: the system works Off: the system is starting or has no power	
	PoE (Orange):	Solid on: Equipment connected, normal power supply Off: Port not for terminal equipment power supply	
	LNK/ACT (Green):	Solid on: Port connected Blinking: Data transmission Off: Port disconnected	
Fan Quantity	1	2	
Dimensions (W*D*H)	280*181*44mm	442*209*44mm	
Weight	Net Weight: 1.72 kg	Net Weight: 3.21 kg	
	Package Weight: 2.40 kg	Package Weight: 3.91 kg	
Installation	Rack-Mounted、Desktop		
Button			
Reset	Hold for >5 sec. to restore factory default.		
Environmental			
Reliability	Surge Immunity	EC 61000-4-5 Common mode 6kV Differential mode 4kV	
	ESD Protection	IEC 61000-4-2 Contact discharge 6kV Air discharge 8kV	
Operating Temperature	0°C to 40°C(32°F to 104°F)		
Operating Humidity	10%~90% RH no condensation		
Storage Temperature	-40°C to 70°C(-40°F to 158°F)		
Storage Humidity	5%~90% RH no condensation		
Certification			
Certification	CE, FCC, RoHS, UKCA, RCM		



Model		WI-PCMS310GF	WI-PCMS328GF
Software Features			
Spanning Tree	IEEE 802.1D – STP		
	IEEE 802.1W – RSTP		
	IEEE 802.1S – MSTP		
	BPDU Guard		
VLAN	VLAN Group (Max 4K VLAN Groups)		
	Voice VLAN		
	Protocol VLAN		
	MAC VLAN		
	Surveillance VLAN		
	QinQ		
	GVRP		
Port	Link Aggregation	LACP	
		Static	
		Up to 8 aggregation groups and up to 8 ports per group	
	EEE		
	Jumbo Frame		
	Error- Disable		
	Port mirroring	One-to-One	
		Many-to-One	
		Tx/Rx/Both	
	Loop Detection	Port Based	
VLAN Based			
Fiber Module			
ACL	MAC ACL	Source MAC	
		Destination MAC	
		Ether Type	
		VLAN ID	
		User Priority	
	IPV4 ACL / IPV6 ACL	802.1p	
		Source IP	
		Destination IP	
		IP Protocol	
		Type of Service	
User Priority			



Model		WI-PCMS310GF	WI-PCMS328GF	
Software Features				
ACL	IPV4 ACL / IPV6 ACL	Source Port		
		Destination Port		
		ICMP Type		
		ICMP Code		
		TCP Flags		
	RADIUS/TACACS+			
	RADIUS Authentication (RFC2138)			
	AAA	Console		
		Telnet		
		SSH		
		HTTP		
		HTTPS		
	Management Access	Management Service		
		Management ACL		
	Authentication Manager	802.1X		
		MAC-Based		
		WEB-Based		
		Guest VLAN		
	Broadcast Storm	Broadcast		
		Unknown Multicast		
		Unknown Unicast		
		Kbits/Packet control mode		
Protected Port				
Port Security				
IP Source Guard				
Dynamic ARP Inspection				
SSH v1.5/v2.0				
Anti- DDoS Attack				
DHCP Snooping				
QoS	8 priority queues			
	802.1p CoS/DSCP priority			
	Queue scheduling	SP (Strict Priority)		
		WRR (Weighted Round Robin)		
SP+WRR				



Model		WI-PCMS310GF	WI-PCMS328GF
Software Features			
QoS	IP Precedence Mapping	Rate Limit	Ingress / Egress Port
			Egress Queue
L2 Multicast	Multicast		Group Address
			Router Port
			Forward All
			Throttling
			Filtering Profile
	IGMP Snooping		IGMP Statistics
			IGMP Querier
			IGMP Snooping v2/v3
	MLD Snooping		MLD v1/v2 Snooping
			MLD Snooping Statistics
MVR		Property	
		Port Setting	
		Group Address	
IPV6	IPV6/IPV4		
	IPV6 WEB/SSL		
	IPV6 SNTP		
	IPV6 TELNET/SSH		
	IPV6 PING/TRACEROUTE		
	IPV6 TFTP		
	IPV6 RADIUS/TACACS+		
	IPV6 SNMP		
Management	Web-based GUI		
	Command Line Interface (CLI) through the console port, telnet		
	SNMP (v1 , v2c , v3)		
	Trap/Inform		
	RMON (1 , 2 , 3 & 9)		
	Firmware Upgrade		
	Configuration Export/import		
	System Log		
	LLDP (IEEE802.1AB)		
	LLDP- MED		

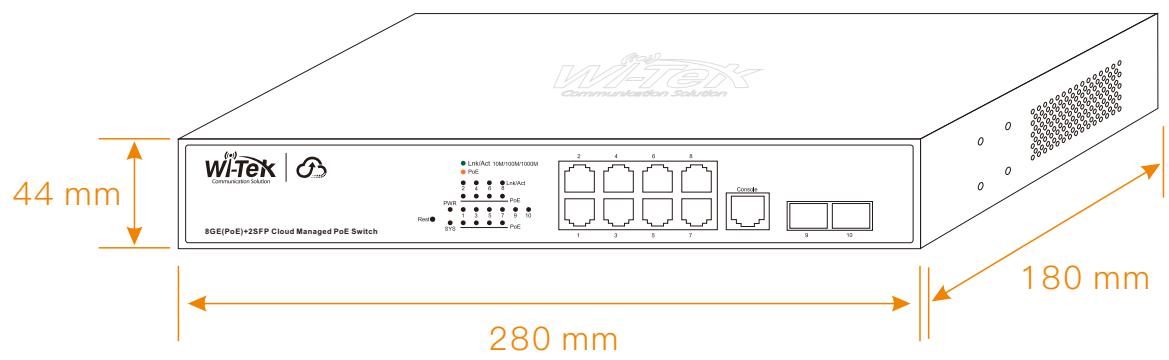


Model	WI-PCMS310GF	WI-PCMS328GF
Software Features		
Management	UDLD	
	DNS Client	
	Copper Test	
	Ping	
	NTP/ SNTP (RFC2030)	
Advanced Features	ONVIF (ONVIF Detection , ONVIF Server(NLM))	
	Batch Firmware Upgrading	
	Intelligent Network Monitoring	
	Abnormal Event Warnings	
	Automatic Device Discovery	
	Support Cloud Management	
	Support Remote Management	
	Support Cloud VLAN Configuration	
	Support Topology Display	
Support Cloud Control Port Configuration		

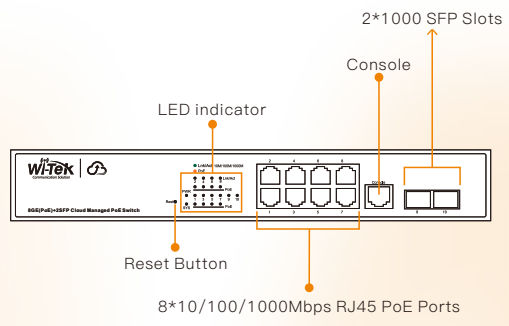
Appearances and Dimensions

WI-PCMS310GF

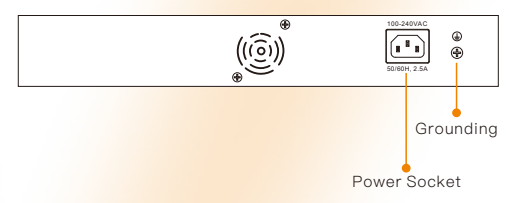
Dimensions (mm)



Front Panel

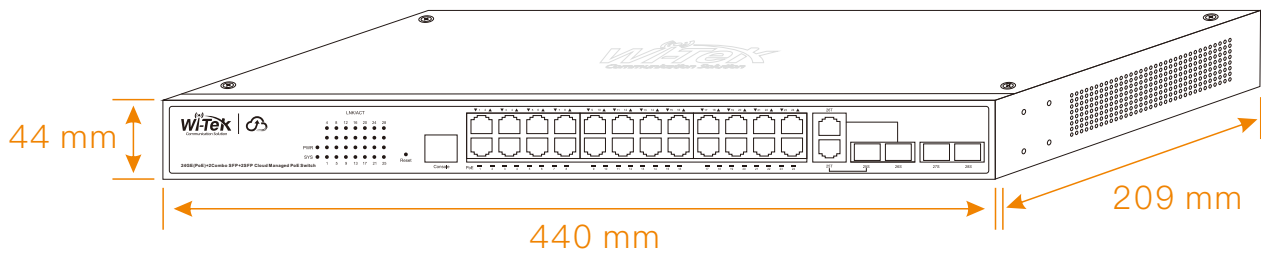


Rear Panel




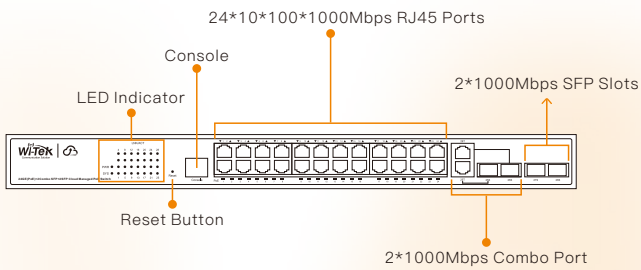
WI-PCMS328GF

Dimensions (mm)



Front Panel

Rear Panel



Package Contents

Welcome to order our products. After purchasing, you will receive:

Items	Quantity
Switch	1 pcs
Serial line	1 pcs
Power Cord	1 pcs
Quick Installation Guide	1 pcs
Hooks	2 pcs
Mats	4 pcs
Screws	8 pcs



Wireless-Tek Technology Limited
 Address: Biaofan Technology Building 402, Bao'an street,
 Baoan District, Shenzhen City, Guangdong, China
 Website: www.wireless-tek.com
 Tel: 86-0755-32811290
 Email: sales@wireless-tek.com
 Technical Support: tech@wireless-tek.com



Technical Support



Cloud Management



Company Website