



DE Plan 600 Invisible Speaker

DEplan®

de:shape®

Description

The DE Plan 600® is a high-end flat transducer with three 6"-woofer and one high frequency exciter which, once installed, remains completely invisible in walls or ceilings. The patented design concept of the DE Plan series means the large flat membrane is homogeneously deflected in the low frequency range. This produces an excellent low frequency sound with a low cut-off frequency.

de:shape®: the membrane of the DE Plan 600 has an optimized contour with a calculated distribution of distance between the edge and the high frequency driver (patent pending). This results in unprecedented audio performance and extremely accurate sound reproduction.

Sophisticated crossover tuning means the DE Plan 600 2-way system delivers clear music and speech reproduction. Additional subwoofers are not required.

The DE Plan 600 is mainly intended as a front speaker in home audio systems or media rooms.

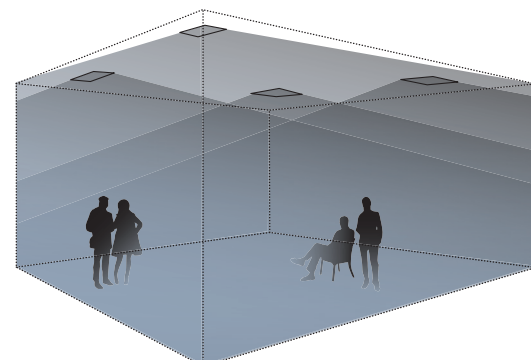
The DE Plan 600 is mounted facing outwards in hollow non-concrete walls and ceilings. It can also be installed in solid walls and concrete ceilings using an EGB Plan 600 back box. First, the speaker is mounted, then the glass fiber lining included with the package is placed around the membrane and the area can then be plastered and painted.

Key Features

- Invisible flat transducer
- 180° dispersion
- Very linear frequency response
- Excellent low frequency sound
- 3 × 6" woofers + 1" high frequency driver
- 360 watts power capacity

Fields of Application

- Gastronomy, hotels
- Home audio
- Shops, sales rooms
- Multiroom systems
- Surround systems



Dispersion Characteristic
DE Plan 600 Speaker (In-Ceiling Installation)

DE Plan 600 Invisible Speaker

Technical Data

Principle	2-way flat transducer
Components	3 × 6" woofers + 1" high frequency driver
Frequency range	38 Hz – 20 kHz (2 × paint-coated)
Impedance	6 ohms
Power capacity	180 watts RMS, 360 watts program
Sensitivity	85 dB (1 W@1 m), half-space (flush-mounted)
Maximum SPL	110 dB @ 1 m
Nominal dispersion (H × V)	180°
Dimensions	620 × 300 × 72 mm incl. mounting feet: 626 × 388 × 72 mm
Cutout size	624 × 304 mm
Wall /ceiling thickness	10 – 35 mm (incl. back box)
Installation depth	72 mm
Weight	5 kg
Connectors	Screw-type terminals, pluggable
Warranty	5 years

Model	Order No.	Versions
DE Plan 600	0403-0002	Complete incl. assembly frame and glass fiber fabric

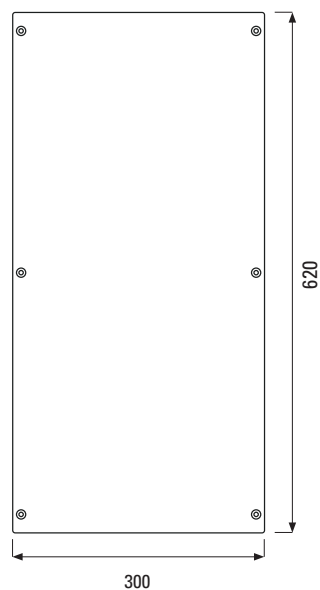


DE Plan 600 without membrane

Dimensions

DE Plan 600

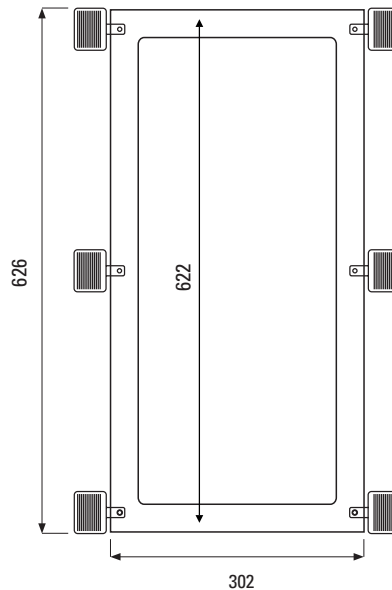
Front



Side




Assembly Frame MR 600

Front

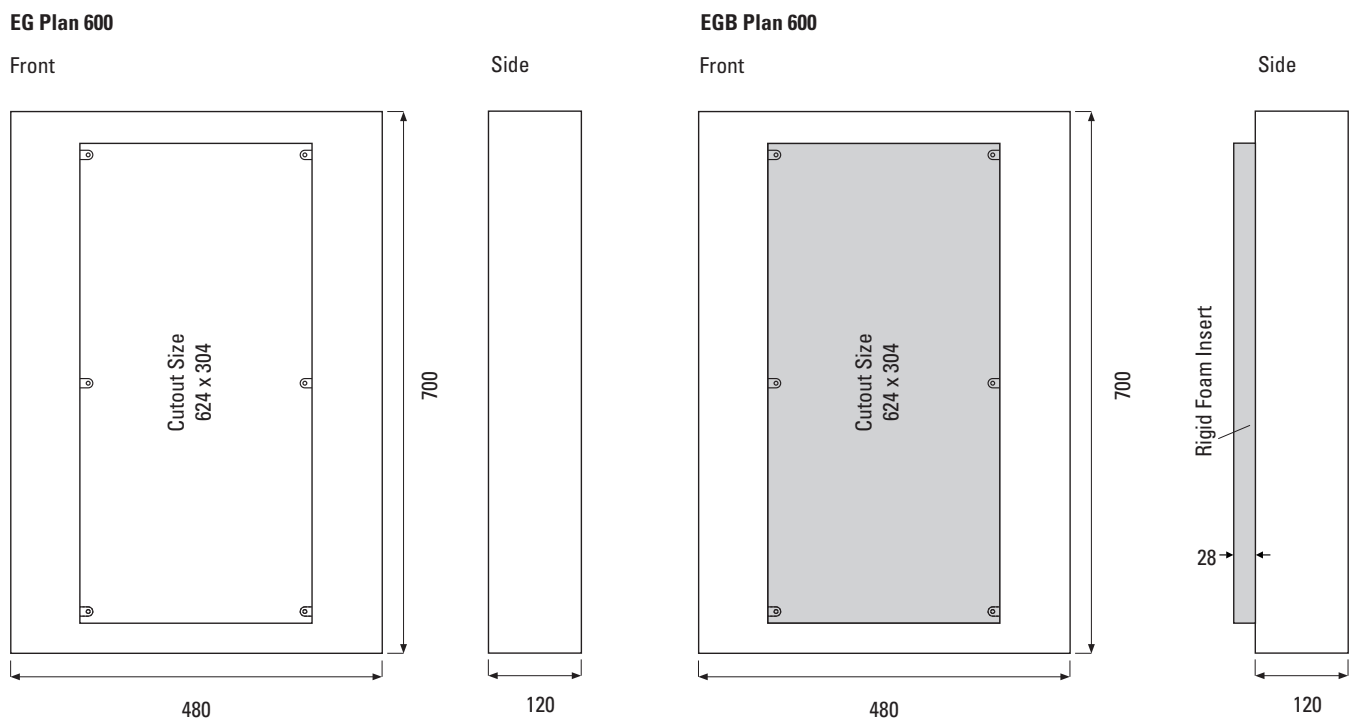


Side

DE Plan 600 Invisible Speaker

Back Boxes	Order No.	Versions
	EG Plan 600 2304-0001	Back box, plastic, dim.: 700 × 480 × 120 mm
	EGB Plan 600 2308-0001	Back box for concrete, plastic, dim.: 700 × 480 × 148 mm (incl. PVC rigid foam)
	MR 600 0403-1007	Spare part assembly frame for DE Plan 600

Dimensions



DE Plan 600 Invisible Speaker

Measuring Diagram

DE Plan 600 Sens. @ 2, 83V/1m

