

DE-X 300 SUB In-Wall / In-Ceiling Subwoofer

Description

The compact trimless DE-X 300 SUB subwoofer is designed for installation in walls and ceilings in combination with our EG 300 and EGB 300 back boxes. With its compact installation dimensions, the DE-X 300 SUB achieves a linear frequency range of 40 Hz to 250 Hz thanks to its precise balance and integrated low-pass filter.

The DE-X 300 SUB should only be operated in combination with our EG 300 or EGB 300 back boxes. Once the ceiling or wall construction has been completed, including the back box, the elegant installation frame is mounted followed by the speaker unit and the magnetic front grille. This enables reliable installation and retrofitting, even for complicated installation scenarios.

Special Features

- Trimless In-wall/ in-ceiling subwoofer
- Very unobtrusive appearance (only the flush-mounted front grille is visible)
- Small dimensions and installation depth
- 2 × 6.5" long excursion driver
- 240 watts power capacity
- Standard finish: white or stainless steel
- Moisture proof

Fields of Application

- Conference rooms
- Gastronomy, hotels
- Home audio
- Shops, sales rooms
- Surround systems

Only for use with our back boxes EG 300 or EGB 300!

DE-X 300 SUB

In-Wall / In-Ceiling Subwoofer

Technical Data

Principle	Subwoofer with internal low-pass filter. For use with back box (EG-X 300 or EGB-X 300)
Components	2 × 6.5" woofer long excursion driver
Frequency range	40 Hz – 250 Hz
Impedance	4 ohms
Power capacity	120 watts RMS, 240 watts program
Sensitivity	83 dB SPL (1 W@ 1 m), half-space (flush-mounted)
Maximum SPL	107 dB @ 1 m
Nominal dispersion	180°
Front grille	Precision steel grille with magnetic fastening, adjustable for flush-mounting
Front grille size	336 × 170 mm
Cutout size	342 × 176 mm
Wall/ ceiling thickness	8 ... 30 mm
Material	Precision steel assembly frame and grille, powder-coated
Installation depth	100 mm
Weight	3.8 kg
Connectors	Screw type terminals, pluggable
Warranty	5 years

Model	Order No.	Version
-------	-----------	---------

DE-X 300 SUB White 0350-0003 RAL 9016

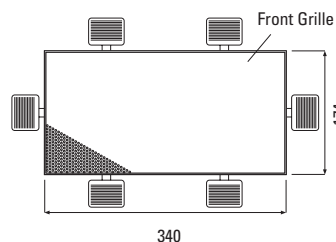
Other colours and versions on request.



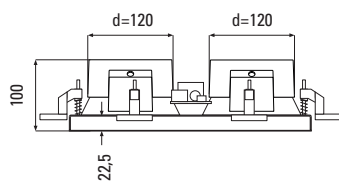
DE-X 300 SUB without grille

Dimensions

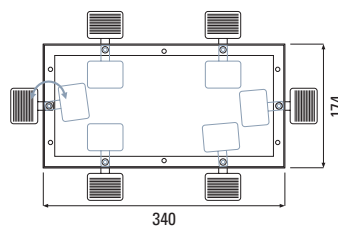
DE-X 300 SUB



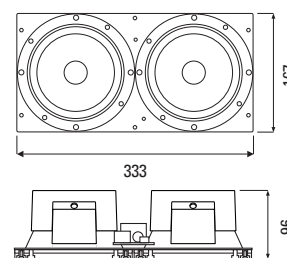
Side View






Assembly Frame



Speaker Unit



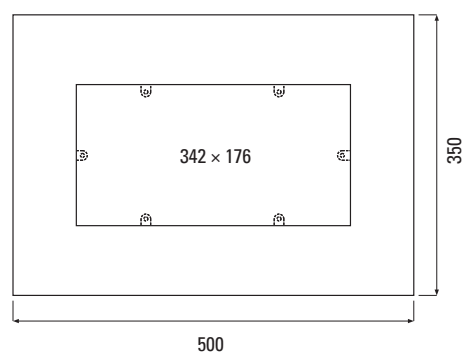
DE-X 300 SUB In-Wall / In-Ceiling Subwoofer

Back Boxes	Order No.	Version
	EG 300 2205-0001	Back box for DE 300 R Polar, DE 300 CDR and DE 300 SUB Plastic, dim.: 500 × 350 × 140 mm
	EGB 300 2211-0001	Back box for concrete for DE 300 R Polar, DE 300 CDR and DE 300 SUB, Plastic, dim.: 500 × 350 × 168 mm (incl. PVC rigid foam)
	DE-X Tool 0360-0001	Magnetic holder for effortless insertion and removal of front grille

Dimensions

EG 300

Front

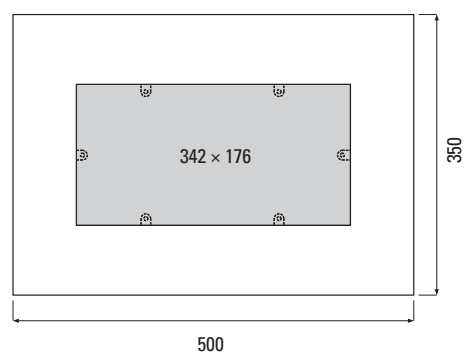


Side

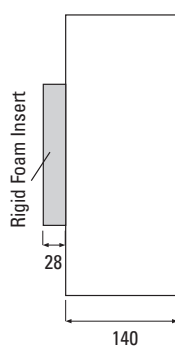


EGB 300

Front



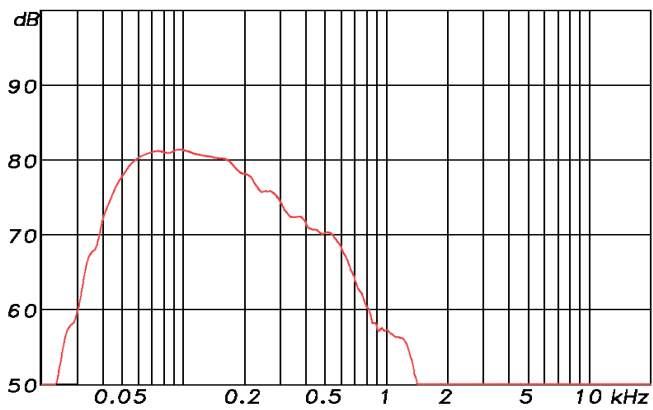
Side



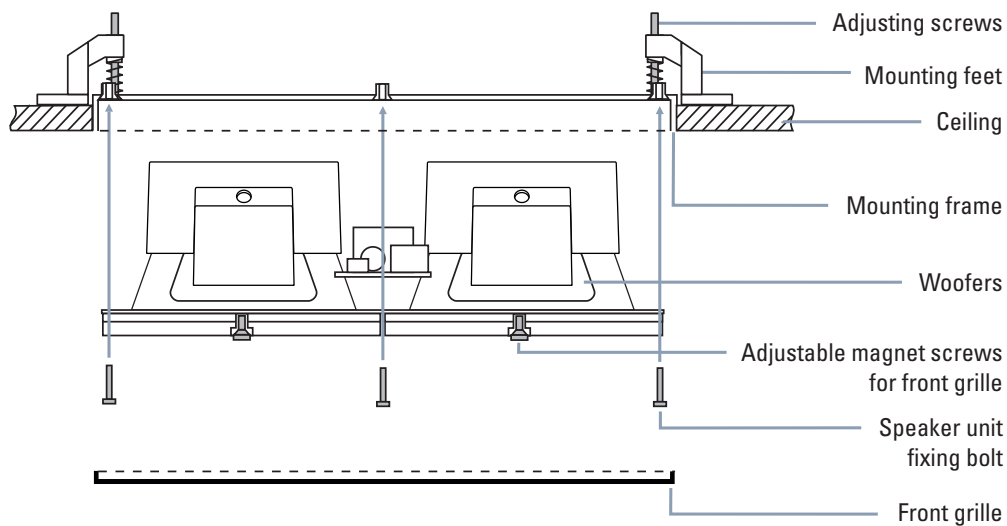
DE-X 300 SUB In-Wall / In-Ceiling Subwoofer

Measuring Diagram

DE-X 300 SUB Sens. 2,83 V/1m: 91 dB 52 Hz - 250 kHz (-6 dB) half space



Assembly (ceiling)



Installation steps:

1. Slice cut out size in drywall surface (in solid walls / ceilings insert built-in cabinet of the EG series).
2. Insert assembly frame with mounting feet and swivel mounting feet outwards.
3. To fasten, screw the quick-build screws through the wall into the mounting feet.
4. Adjust assembly frame with adjusting screws until flush, plaster and paint.
5. Connect and insert chassis.
6. Insert front grille and, where necessary, readjust the height-adjustable holding magnets.