



## S 2 A Active Satellite Speaker

### Description

---

Active, high-end satellite speaker with a compact aluminum cabinet. The highly efficient 2.5" neodymium full-range speaker, lower bass-reflex tuning and precise electronic linearization gives the S 2 A an exceptionally extensive frequency range for its size, along with a precise, clear acoustic pattern. With its very low cut-off frequency of 110 Hz, the S 2 A can be easily combined with the SUB 20 A subwoofer. The S 2 A features an automatic switch-on function, which means it activates itself automatically as soon as a signal is available.

### Key Features

---

- Active satellite speaker
- 2.5" full-range driver
- 20 watts power
- Wide frequency range
- Low resonant frequency
- Electronic frequency response linearization
- Integrated high-pass filter
- Standard finish: white and black

### Fields of Application

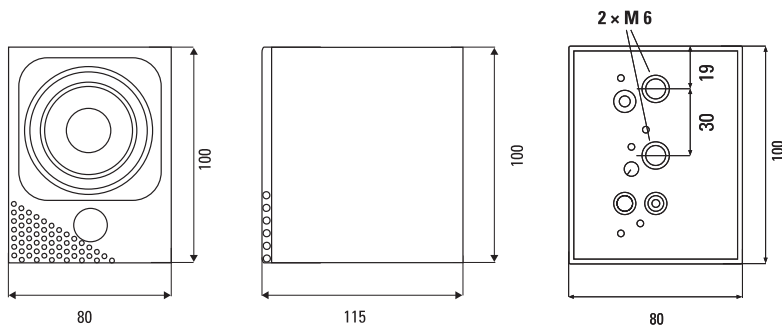
---

- Gastronomy, hotels
- Home audio
- Multimedia systems
- Shops, sales rooms
- Surround systems

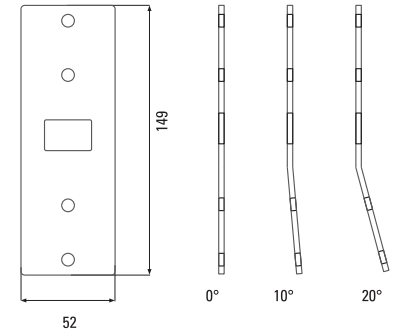
# S 2 A Active Satellite Speaker

## Dimensions

S 2 A



Connecting Angle



## Technical Data

Principle	Active speaker with electronic frequency response linearization, automatic On/Off, bass-reflex
Components	2.5" neodymium full-range speaker
Frequency range	110 Hz – 22 kHz
Impedance	20 watts
Controls	Volume control at the rear, LED „ON“, Automatic On/Off, Off after more than approx. 5 min. without signal
Power capacity	RMS 20 watts, program 40 watts
Sensitivity	83 db (1W@1 m)
Maximum SPL	97 dB @ 1 m
Nominal dispersion	120°
Dimensions	80 × 100 × 105 mm
Weight	0.8 kg
Cabinet	Aluminium, powder coated, front precision steel grille
Connectors	Input cinch stereo at the rear
Power supply	External switching power supply
Warranty	5 years

## Model

## Order-No. Version

<b>S 2 A White</b>	0801-0005	RAL 9016
<b>S 2 A Black</b>	0801-0006	RAL 9005

Other colours and versions on request.

## Accessories

## Order-No. Version

<b>WH 10 White</b>		7108-0001	Wall-mount for S 2
<b>WH 10 Black</b>		7108-0002	30 mm wall distance
<b>WH 20 White</b>		7108-0003	Wall-mount for S 2
<b>WH 20 Black</b>		7108-0004	60 mm wall distance
<b>WH 40 White</b>		7108-0005	Wall-mount for S 2
<b>WH 40 Black</b>		7108-0006	120 mm wall distance
<b>WS2-0° White</b>		7108-0007	Angle bracket 0° for S 2-cluster
<b>WS2-0° Black</b>		7108-0008	Incl. mounting accessories
<b>WS2-10° White</b>		7108-0009	Angle bracket 10° for S 2-cluster
<b>WS2-10° Black</b>		7108-0010	Incl. mounting accessories
<b>WS2-20° White</b>		7108-0011	Angle bracket 20° for S 2-cluster
<b>WS2-20° Black</b>		7108-0012	Incl. mounting accessories



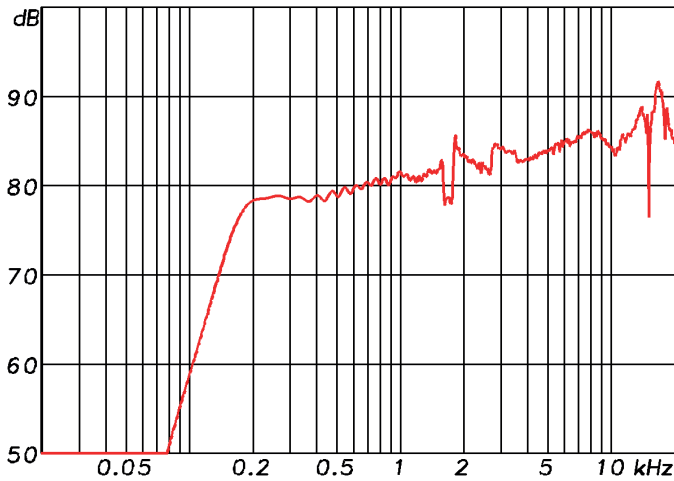
Backview S 2 A

# S 2 A

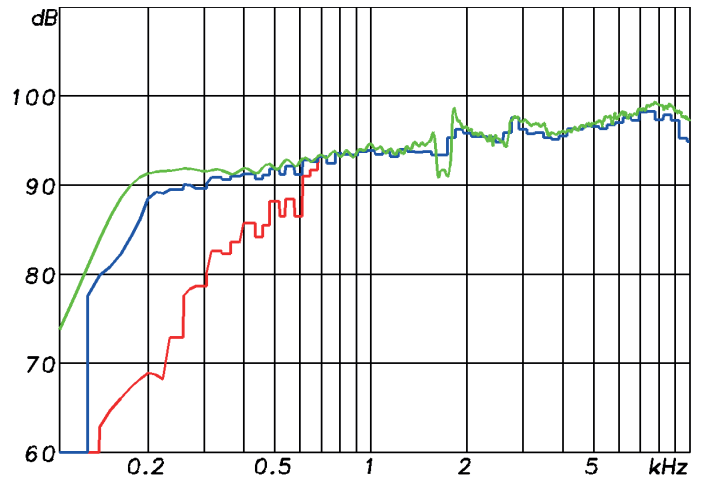
## Active Satellite Speaker

### Measuring Diagrams

S 2 A Sens. 2.83V/1m: 81.6 db (100-10k) 164 Hz - 20 kHz (-6 dB) full space



S 2 A max. SPL @ 3% and 10% distortion threshold 20 W max. power



S 2 A hor. direktivty plot

